

品德教育雙語繪本教案		
繪本名稱	Stay Out of Trouble 從小為人, 休壞一點; 覆水難收, 悔恨已晚	
適用年級	<input type="checkbox"/> 一上 <input type="checkbox"/> 一下 <input type="checkbox"/> 二上 <input checked="" type="checkbox"/> 二下	設計者：臺南市西門實驗小學 許嫻華老師
教學時間	共 320 分鐘 每節課 40 分鐘，共八節	
總綱核心素養	E-A2 具備探索問題的思考能力, 並透過體驗與實踐處理日常生活問題 E-C2 具備友善的人際情懷及與他人建立良好的互動關係, 並發展與人溝通協調、包容異己、社會參與及服務等團隊合作的素養	
課程目標 (100 字以內)	運用品德教育 6E 教學方法， 跨域結合 英語文、數位及文本閱讀於教學，以生活相關議題 探索 品德教育的內涵， 建構職業性別平等認知實踐力行勿因惡小而為之的態度 。	
品德教育議題學習 主題與實質內涵	品 E1 良好生活習慣與德行 品 EJU9 公平正義	
領綱學習表現	生活領域 6-I-3 覺察生活中的規範與禮儀, 探究其意義, 並願意遵守。 7-I-3 覺知他人的感受, 體會他人的立場及學習體諒他人, 並尊重和自己不同觀點的意見。	
其他議題 與 學習主題實質內涵	性別平等議題 性 E3 覺察性別角色的刻板印象, 了解家庭、學校與職業的分工, 不應受性別的限制。 性 E8 了解不同性別者的成就與貢獻。	
英語單字&句型	Vocabulary: principal, pulling, hair, police officer, policewoman, firefighter, fisherman, doctor, farmer Sentence Structures: It hurts. Stay out of trouble. I am sorry for_____. If it's not yours, don't keep it. Be the best you can be! Do the Right Thing !	

第一節

品德教育教學法	• Example	<input type="checkbox"/> Explanation	<input type="checkbox"/> Exhortation
	• Environment	<input type="checkbox"/> Experience	<input type="checkbox"/> Expectation

教學活動名稱	教學重點	教材/教具	時間
Warm up	1. 教師利用 P P T 介紹學校的師長及行政人員 Teacher may say: Good morning, class. Do you know who those people are? 2. 教師讓小朋友猜猜這個書的主角是哪一位？ Teacher may say: This book is about one of those people at school. Can you guess who is in this book?	PPT	5 mins
Picture Walk	1. 教師運用 ppt 介紹繪本 p. 1~2. 介紹主角是校長, 地點是校園, 問學生看到了什麼？ Teacher may say: Please look at this page (pages 1-2). What do you see? Can you guess where it is? Who are those people? 2. 教師指出男孩拉女孩頭髮的部分, 引導學生觀察, 並提問這樣的行為好嗎？為什麼？ Teacher may say: Do you see those kids? What are they doing? The boy is pulling the girl's hair. Look at his face. Does he think it's fun? Is it really funny? Does the girl hurt? 3. 教師接著打開繪本 p.3~4, 引導小朋友思考男孩找藉口說“只是在玩”這樣的行為好嗎？ Teacher may say: Now, let's look at next page (pp. 3-4). Look at the boy's face. Does he feel bad? No? Why? 4. 介紹小蜜蜂的角色並引導小朋友思考小蜜蜂的話 Teacher may say: Let's look at this insect. Do you know who he is? This is Bee Teacher. He's going to tell you right things. What did he say?	繪本 PPT	15mins
Read Aloud	1. 老師帶著一起大聲讀出繪本內容。 Teacher may say: Let's read together.	繪本 PPT	5 mins
Activity Fun Do Not Pull Hair 小書	1. 老師將 P P T 畫面停在男孩拉女孩頭髮那一頁 (pp.1-2), 並說明與小朋友玩不應該傷害別人 Teacher may say: Let's look at this picture again. The boy is pulling the girl's hair and it hurts. Should you hurt other people when you play? 2. 教師展示 Do Not Pull Hail 小書的 P D F 檔, 請小朋友一起跟著唸小書, 也一邊說明內容. Teacher may say: Now, let's read this little book together.	繪本 PPT 小書紙版, PDF	15 mins

	<p>“Pulling hair hurts!” so, please don’t pull people’s hair. Don’t hurt anyone when you play.</p> <p>3. 教師發下 Do Not Pull Hair 小書的紙版, 請小朋友設計封面封底並著色, 接著按照正確順序黏貼, 完成 Do Not Pull Hair 小書</p> <p>Teacher may say: I am going to give you the paper with the littler story on it. But it’s black and white, please color it. Also, you can design the book cover and the bottom so it will be a very special book.</p>		
--	---	--	--

Do Not Pull
Hair!



Pulling Hair
Hurts!



And you will
miss out on
the fun



when you keep
hurting
everyone



Hands
Together



Take a deep
breath



Let's play
with kids



without
hurting anyone



第二節

品德教育教學法	• Example	<input type="checkbox"/> Explanation	<input type="checkbox"/> Exhortation
	• Environment	• Experience	<input type="checkbox"/> Expectation

教學活動名稱	教學重點	教材/教具	時間
Warm up	1. 教師帶小朋友複習上一堂課的繪本頁面 Teacher may say: In the beginning of this class, let's review first. 2. 教師展示上一節課小朋友做的小書, 請小朋友上台分享或讀一讀 Teacher may say: Here are the little books that you made last time. They are all very good. Teacher wants to invite some people to share their book. Anyone? You can just stand up to show your book or you can read for us.	學生作品 繪本 PPT	10 mins
Picture Walk	1. 教師打開繪本 PPT, 先讀給小朋友聽, 適時停頓, 引導小朋友觀察 p. 5~8 並藉由提問確認或加強小朋友對故事內容的認知 Teacher may say: Now, let's keep reading. Who do you see? What is this boy doing? Is the money A-Di's money? Should he put the money in his pocket? Is that the right thing to do? What did Principal Lu say to him? What does the bee say?	繪本 PPT	15mins
Read Aloud	1. 老師帶著一起大聲讀出繪本內容。 Teacher may say: Please read after me. Let's say it out loud: If it's not yours, don't keep it.	繪本 PPT	5 mins
Drama Fun	1. 教師拿出兩個布偶, 以及一些文具. 演出小短劇如下: 布偶 A 拿了布偶 B 的東西, 布偶 B 說: It's mine. Not yours. 布偶 A 說: I am sorry for taking your stuff(things.).布偶 B 說: If it's not yours, don't keep it. Teacher may say: I have two puppets. They are going to have a show. Please give them big hands. Puppet A took Puppet B's things. Puppet B said: It's mine. Not yours. Puppet A said: I am sorry for taking your things. Puppet B said: If it's not yours, don't keep it. 2. 教師請小朋友兩兩一組練習對話. Teacher may say: Now it's your turn. I want you to have a group of two and practice the conversation. I will use PPT to show you what you need to say. 3. 教師請自願的小朋友上台表演, 並再次帶全班一起講出: If it's not yours, don't keep it.	繪本 PPT	10 mins

	<p>Teacher may say: You guys did a very good job. You all know what to say when people take your things, right? Anyone wants to perform for us?</p> <p>Do you like people to take your things? No, right? Let's say it again: If it's not yours, don't take it.</p>		
--	---	--	--

第三節

品德教育教學法	• Example	<input type="checkbox"/> Explanation	<input type="checkbox"/> Exhortation
	• Environment	<input type="checkbox"/> Experience	<input type="checkbox"/> Expectation

教學活動名稱	教學重點	教材/教具	時間
Warm up	<ol style="list-style-type: none"> 教師拿出事先準備的校長紙娃娃, 阿弟紙娃娃演出對話給小朋友看 Teacher may say: Look! I have two paper dolls in my hand. Do you remember who they are? Now, listen to the conversation. 帶領學生一起複習繪本 p. 1~8 Teacher may say: Let's review together. 	PPT 紙娃娃 繪本	10 mins
Picture Walk	<ol style="list-style-type: none"> 教師帶領學生閱讀繪本 p.9~16. 利用實際開學生朝會的照片介紹 morning assembly. Teacher may say: Now, we are going to read the picture book. Look at this picture, is it nap time? Class time? Or morning assembly time? 利用 P P T 介紹繪本提到的職業單字 Teacher may say: students are guessing who the special guest is. Let's learn how to say those words. These are jobs. There are many different kinds of jobs. I will use PPT to show you examples. 以下為職業介紹的示意圖 	繪本 PPT	10mins




Read Aloud	1. 老師帶著一起大聲讀出繪本內容。 2. Teacher may say: Please read after me.	繪本 PPT	5 mins
Activity Fun	1. 老師聚焦在繪本提到的五種職業,並介紹[校長]也是一種職業,帶領小朋友觀察並請小朋友說出這幾種職業的特色或功能 Teacher may say: Look at those pictures. They are jobs. How many jobs do you see? What are they? Is a principal a job? What does a principal do? 2. 請小朋友畫下他們未來的職業 Teacher may say: I am going to give you a worksheet, and please draw what you want to do when you grow up. If you don't know the English word for that job, you can write Chinese first or use class computer to search. 3. 這張學習單完成後保留到下一堂課使用	繪本 PPT 學習單	15 mins

W4-1 worksheet 1



My name is ____.


I want to be a _____ when I grow up.



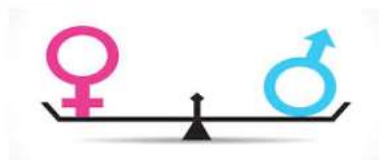
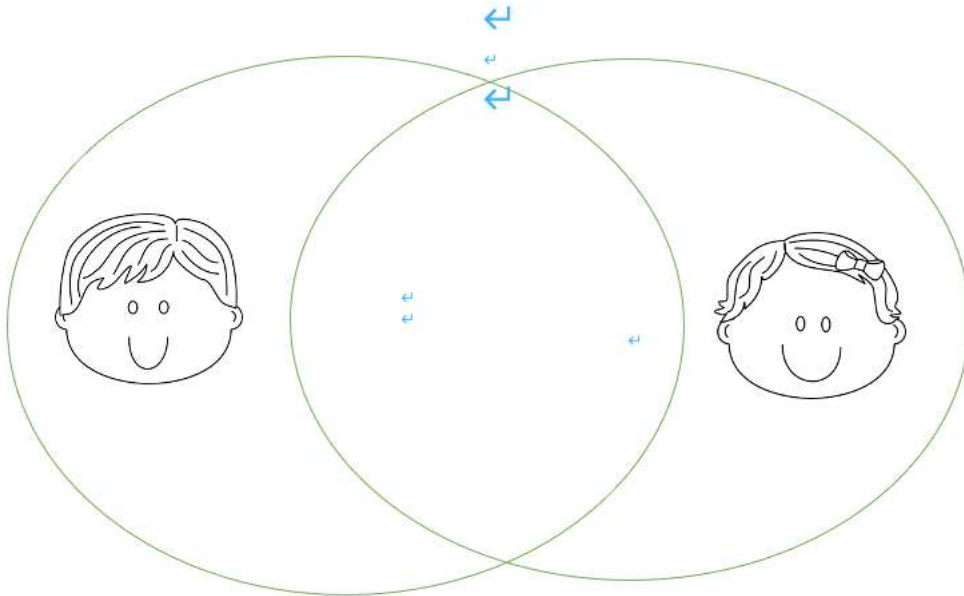
第四節

品德教育教學法	• Example	<input type="checkbox"/> Explanation	• Exhortation
	• Environment	<input type="checkbox"/> Experience	<input type="checkbox"/> Expectation

教學活動名稱	教學重點	教材/教具	時間
Warm up	1. 教師事先統整小朋友的夢想職業學習單, 並一起討論小朋友的夢想職業種類, 男女比例...	學習單	5 mins
Picture Walk	<p>1. 教師利用 P P T 介紹繪本 p. 17~18. 並提問誰是特別來賓? 台下小朋友的反應是如何的? 為什麼? 職業有分男生與女生嗎? 怎麼說?</p> <p>Teacher may say: Now let's read p. 17~18. Who is the special guest? How's the students' response? Are they sad? happy? angry? surprised? Why? Can men and women do the same jobs?</p> <p>2. 教師利用 P P T 介紹職業不分性別的觀念</p> <p>Teacher may say: Please look at those pictures and tell me what you see. Using Chinese to express yourself is ok.</p>  	繪本 PPT	15mins

			
Read Aloud	<p>1. 老師帶著一起大聲讀出繪本內容。</p> <p>Teacher may say: Let's read pp. 17~18 together.</p>	繪本 PPT	5 mins
Video Fun	<p>1. 教師播放「No Difference Between Us」 https://www.youtube.com/watch?v=nXIIzb3VNso</p> <p>Teacher may say: We are going to watch a video together and then we will discuss it together.</p> <p>2. 與小朋友一起討論生活上有哪些事物是不分性別的？如職業, 玩具, 遊戲, 顏色, 體育活動...</p> <p>Teacher may ask: What do you see in this video. Do the brother and sister play happily? Is there anything in your life that is only for boys? For girls? Anything in your life that boys and girls can share? Like colors?</p> <p>3. 一起想到的不分性別的物品 / 事情寫或畫下來</p> <p>Teacher may say: Now, let's draw and write what we just talked about. Write or draw things that boys and girls all can do or share.</p>	影片 學習單	15 mins

Class: _____ Name: _____




第五節

品德教育教學法	• Example	□ Explanation	□ Exhortation
	□ Environment	• Experience	• Expectation

教學活動名稱	教學重點	教材/教具	時間
Warm up	1. 教師利用繪本 P P T 帶著小朋友一起複習到 p.18 Teacher may say: Good morning, class. In the beginning of this class, let's review first.	繪本 PPT	5 mins
HandCraft Fun Moving Card	<p>1. 教師利用網頁讓小朋友知道這一節課要製作圖卡樣式 https://www.pinterest.com/pin/49539664641279658/ Teacher may say: Kids, let's look at this webpage and get ideas about what we are going to make this class.</p> <p>2. 主題是關於性別與職業. 圖卡分為兩部分, 頭部的部分挖空, 下方是固定的圖形, 有各種職業的造型可選擇. 小朋友可以自己作畫或者利用老師印出來的圖片加以上色, 接著再將圖卡對折</p> <p>Teacher may say: We are going to make a moving card that tells people boys or girls can do the same jobs. I will provide you printable sheets with many different jobs and blank paper. You can also draw by yourself if you want to. You will cut one hole on the top of blank paper and then draw one kind of job at the bottom half. Or you can use the printable picture from me.</p> <p>3. 另外剪出長條形的圖卡, 大小要符合挖空的頭部大小. 在長條形狀卡上面畫男生女生各一個臉, 將長條形圖卡組合進去就完成了</p> <p>Teacher may say: Then you will cut a long stipe piece of paper and draw one boy's face and one girl's face. Then you put the long piece of paper into your folded card, you are done.</p> <p>4. 拉一拉會有同一職業造型, 但男生女生的頭部輪流出現, 示意各種職業都是不分性別的</p> <p>Teacher may say: Now you can try to pull the long stripe paper to see if you do it correct. If it doesn't work, it's ok. We can try again. If you can move the long stripe paper and show the faces, then you did it.</p>	PPT 粉彩紙 事先印好的職業造型	20mins
Show and Tell	<p>1. 教師鼓勵小朋友以雙語分享他們作品</p> <p>Teacher may say: Is there anyone who wants to show his / her work? Please come to the stage.</p>	學生作品	10 mins
Appreciation Time	<p>1. 教師將所有作品貼在大張海報紙上展示出來</p> <p>Teacher may say: Here are all the cards about jobs that boys and girls can do. You are all very well-done.</p> <p>2. 每位學生分若干張圓點貼紙, 請小朋友貼在他們喜歡的作品上</p>	海報紙 圓點貼紙	5 mins

	Teacher may say: Now, I will give each of you several stickers. You can put stickers next to the cards that you think you like. Go!		
--	---	--	--

示意圖



第六節

品德教育教學法	• Example	• Explanation	• Exhortation
	<input type="checkbox"/> Environment	<input type="checkbox"/> Experience	<input type="checkbox"/> Expectation

教學活動名稱	教學重點	教材/教具	時間
Warm up	1. 老師展示上一節課的 moving cards, 再次請小朋友回顧做這張卡片的意義. 而且大家都很認真做, 貼紙是要獎勵大家, 不一定要選出最好的那一個 Teacher may say: Let's look at the moving cards that we made last class. Do you remember the reason why we made this card? What do we want to say to everyone? Also, everyone tried really hard, so the stickers are the rewards. We don't have to choose who is the best because everyone tried their best.	學生作品	5 mins
Picture Walk	1. 教師利用 P P T 介紹繪本 p. 19~20 並提問確認小朋友的認知 2. 教師利用 P P T 舉例強調 「wrong is wrong, no matter how small it is」 「Do the right thing.」 「Stay out of trouble」	繪本 PPT	15mins
Read Aloud	1. 教師帶大家一起大聲閱讀繪本	繪本 PPT	5 mins
Activity Fun	1. 教師介紹 「No, David!」 繪本 Teacher may say: Look, here is another book called "No, David". Can you guess who David is. How old is David. Let's read this story together. 2. 帶小朋友討論 David 做錯什麼事 Teacher may say: David is still very young. He got into trouble all the time. What did he do wrong? 3. 引導小朋友討論錯就是錯了, 要做正確的事, 即使不是故意的 Teacher may say: Wrong is wrong, you need to fix it and do the right thing. What is the right thing for David to do in this book? 4. 發下學習單 Teacher may say: In this worksheet, you will see right thing and wrong thing. You can discuss it with your friends or finish it by yourself.	繪本 PPT 學習單	15 mins



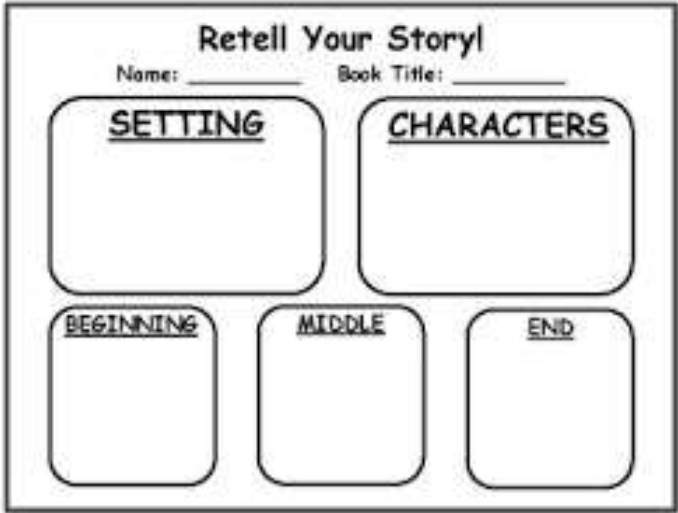
第七節

品德教育教學法	□Example	□Explanation	□Exhortation
	• Environment	□ Experience	• Expectation

教學活動名稱	教學重點	教材/教具	時間
Warm up	1. 教師播放「David goes to school」的動畫引起小朋友興趣, 接著引導小朋友說「wrong is wrong」、「Stay out of trouble」	PPT	5 mins
Picture Walk	1. 教師利用繪本 P P T 帶小朋友閱讀 p. 21~24 2. 提問小朋友問題 3. 引導小朋友注意阿弟的反應 4. 帶領大家用 Stay out of trouble 來討論 5. 阿弟有反省的行為, 這樣的行為值得學習嗎? 他的錯誤可以被原諒嗎?	繪本 PPT	15mins
Read Aloud	1. 老師帶著一起大聲讀出繪本內容。	繪本 PPT	5 mins
Activity Fun	1. 教師帶領小朋友想想看阿弟和 David 的錯誤行為, 討論看看在學校或教室有哪些應該遵守的規則 2. 一起討論大家應該遵守的規則 3. 教師將大家討論的校規 / 班規寫在黑板上	繪本 PPT 學習單	15 mins

第八節

品德教育教學法	• Example	<input type="checkbox"/> Explanation	<input type="checkbox"/> Exhortation
	• Environment	<input type="checkbox"/> Experience	<input type="checkbox"/> Expectation

教學活動名稱	教學重點	教材/教具	時間
Reading Fun	1. 教師用 P P T 導讀繪本 p. 27~32 Teacher may say: Good morning, class. We will keep reading. Let's see what will happen in this story. 2. 教師引導小朋友思考這次阿弟的行為是對還是錯 Teacher may ask: Do you think A-Di did the right thing this time? 3. 知錯能改是值得學習的嗎? Teacher may ask: A-Di made mistakes, but he did the right thing this time. Is it good behavior to learn?	PPT	10 mins
Story Retell Sheet	1. 教師帶領小朋友再讀一次繪本 Teacher may say: Wow! We finished the whole book. Do you like this story? Let's read it again and recall your memory. 2. 利用表格協助小朋友整理整個故事脈絡及重點 Teacher may say: Now, we are going to retell the story. What does it mean? Look at this PPT and follow my instruction. 	繪本 PPT	10 mins
Activity Fun Classroom rule card	1. 教師將小朋友上次討論的校規 / 班規 再次寫在黑板上 Teacher may say: Do you remember the class rules you discussed last time? Here they are. 2. 將小朋友分組, 各組認領一句話, 將其寫在卡紙上並裝飾 Teacher may say: Now, you are going to separate into groups and each group will write down one sentence in the cardboard paper and decorate it.	美術用具 卡紙	20 mins

3. 將各組完成的校規 / 班規卡紙裝飾在教室顯眼的角落, 呼籲大家一起遵守, 一起 Stay out of trouble.
Teacher may say: We will paste these class rules on the wall to remind you to stay out of trouble.

示意圖

